

WARNINGS

- 1.) Never leave your child unattended in the car seat.
- 2.) Never use the seat on car seats with airbags.
- 3.) Never use the seat on car seats that face backwards or sideways.
- 4.) All locking devices of back seat and passenger seat must be engaged.
- 5.) After an accident, the seat must not be used again.
- 6.) Take care that luggage and other objects that might cause injury to the occupant of the seat in case of a crash are safely stowed away.
- 7.) This device must not be modified or supplemented.
- 8.) Security is guaranteed only if the seat has been correctly installed according to the instructions of this notice, and has not been modified.
- 9.) The rigid elements and plastic parts of a car seat must be placed and installed in such a way that they cannot, under the normal conditions of use of the car, get caught under a movable seat or in the car door.
- 10.) Don't use the car seat without the textile unit.
- 11.) Don't replace the textile unit by an other one than that which is recommended by the manufacturer. The textile unit has a direct influence on the behaviour of the car seat.

NOTICE

- 1.) This is a 'Universal' child restraint. It is approved to Regulation No. 44.03 series of amendments, for general use in vehicles and it will fit most, but not all car seats.
- 2.) A correct fit is likely if the vehicle manufacturer has declared that the vehicle is capable of accepting a 'Universal' child restraint for this age group.
- 3.) This child restraint has been classified as 'Universal' under more stringent conditions than those which applied to earlier designs which do not carry this notice.
- 4.) If in doubt, consult either the child restraint manufacturer or the retailer.
- 5.) Only suitable if the approved vehicles are fitted with 3 point static or retractor safety belts approved to UV/ECE Regulation No. 16 or other equivalent standards.

PARTS:

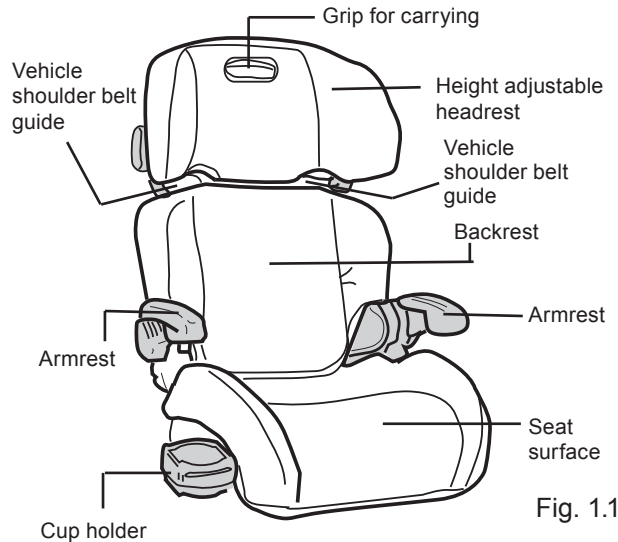


Fig. 1.1

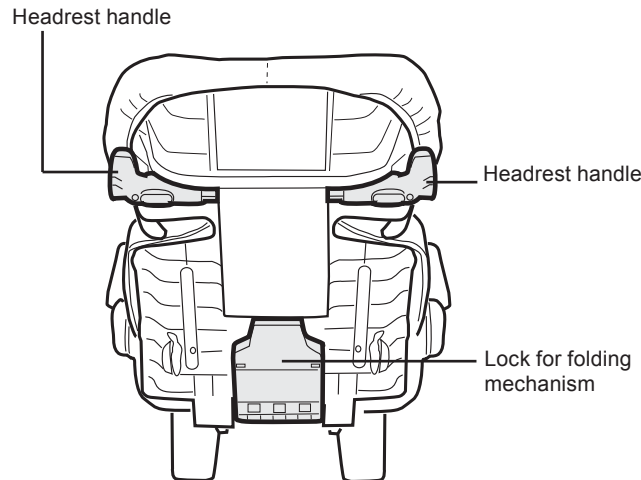


Fig. 1.2

SAFETY

Make sure that your child's shoulders are never above the top end of the backrest. (The shoulders must always be below the vehicle shoulder belt guide. Fig. 1.1, Fig. 1.2, Fig. 2.2) The headrest must always be adjusted to your child's head. (Fig. 2.1)

Fig. 2.1

USE OF THE SEAT BELT

To strap in your child, always use both the shoulder belt A and the lap belt B. (Fig. 2.2)
The shoulder belt A must always go through the vehicle shoulder belt guide (Fig. 1.1)
The shoulder belt A must go through under the armrest which is beside the vehicle belt buckle. (Fig. 2.2)
Pull the belt tight, and make sure that it is not twisted.

The lap belt B must always go through under both armrests. (Fig.2.2)
It is important that any lap strap is worn low down so that the pelvis is firmly engaged.
Make sure that the belts are always snug, and do not allow your child to unfasten the belts or to change their position.

Even when there is no child in the car seat, you should secure the seat with the belt in order to avoid injuries to other passengers (e.g. in the case of sudden braking, or a crash).

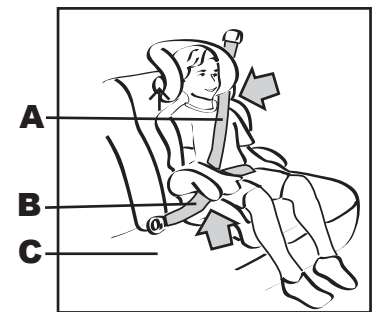
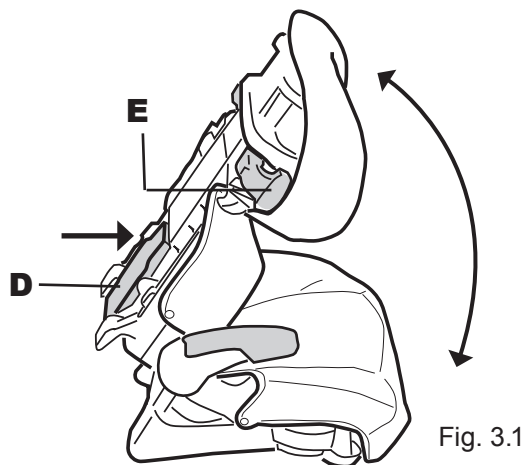


Fig. 2.2

TO FOLD AND UNFOLD

To fold the F 100 car seat, press the upper part of the locking mechanism D, and fold the seat. (Fig. 3.1)
To unfold, pull the backrest and the seat surface apart. (Fig. 3.1)

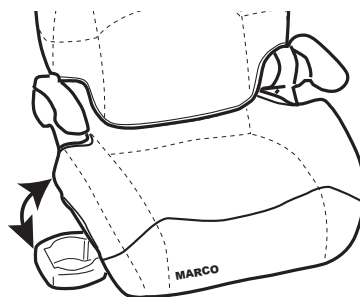


HEIGHT ADJUSTMENT

The height of the headrest can be adjusted in different positions. Press the headrest handles E on both sides inwards, and let the headrest engage in the desired position. (Fig. 3.1)

CUP HOLDER

The F 100 car seat has pop-out cup holders on both sides. (Fig. 4.1)
Make sure that, while driving, there are no objects in the cup holders which could hurt your child, e.g. pencils.

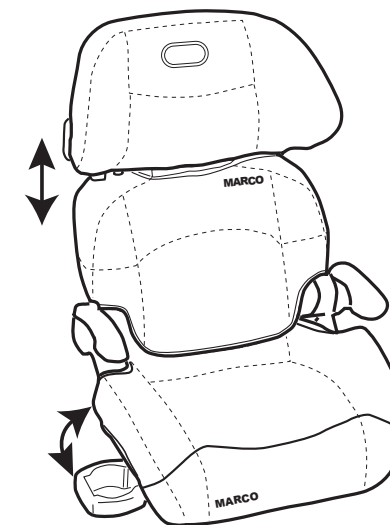


| ! MAINTENANCE ! | |
|---|--|
| The textiles are easily removable and can be washed by hand in cold water and soap. Air-dry them afterwards. Don't put the textiles in the tumble drier! The plastic parts can be wiped with a damp, soft cloth. When cleaning the car seat, take care not to damage the warning labels. | |

| ! SAFETY ! | |
|---|--|
| Don't forget to put the armrests down after placing your child in the F100 car seat! Make sure that your child is always strapped in correctly . | |

USERS' INSTRUCTIONS

IMPORTANT: Read these instructions carefully before use and keep them for future reference. Your child's safety may be affected if you do not follow these instructions.



Car seat group 2-3-Universal
Suitable for children between 15-36 kg
Approved to ECE R44.3

Forgalmazza:
BABY NOVA Hungary Kft.
Monostorpályi út 9
HU-4030 Debrecen
email: babynova@axelero.hu
tel.: +36-52-434037

Származási hely: Kína

© MARCO HANDELSGESELLSCHAFT M.B.H., 2005
A-5440-Golling, Austria