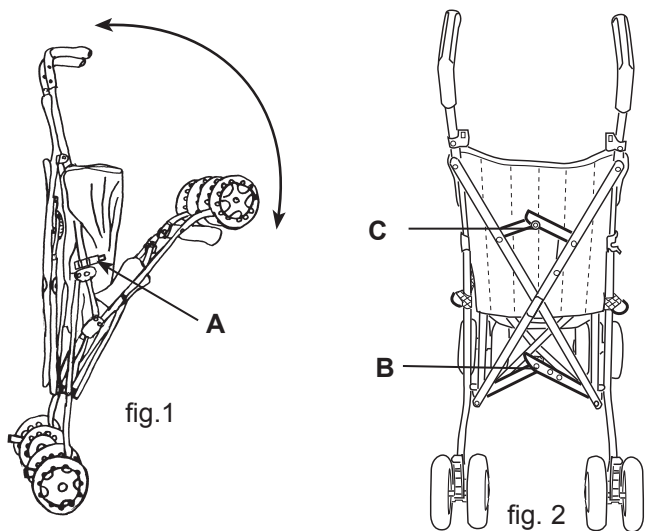


TO OPEN

Open the locking hook A (fig.1) on the side and tip the stroller forwards. (fig.1) It will fall partly open. Pull the two handgrips apart and push down the frame lock B (fig. 2) with your foot until it engages.



TO FOLD

Push the sunshade back. (fig. 6) Push the frame lock B upwards with your foot and release the safety lock C (fig. 2) by pulling it upwards. Push both handgrips together and forwards. The stroller will close. Fasten the locking hook A. (fig. 1)

FRONT WHEEL ASSEMBLY

Push the wheel castor with double wheels D onto the upper front wheel housing E (fig. 3) until it engages.

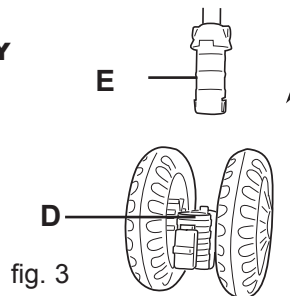


fig. 3

TO FIX AND TO SWIVEL THE FRONT WHEELS

TO FIX: Push the lever F (fig. 4) upwards.

TO SWIVEL: Press the lever F (fig. 4) downwards.

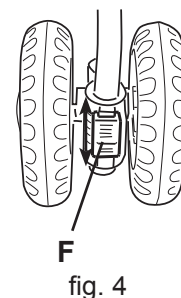


fig. 4

TO FIX AND TO RELEASE THE REAR WHEEL BRAKE

TO FIX: Press down the brake levers G with your foot until you feel a clear engagement of the brakes. (fig. 5)

TO RELEASE: Press the brake levers G upwards. (fig. 5)

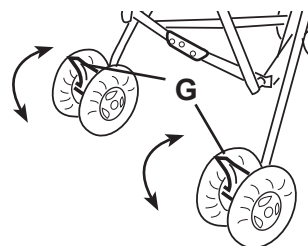


fig. 5

SAFETY

Before putting your child in the stroller engage the brakes to make sure it doesn't roll away. Always ensure that your child is safely belted in.

SUNSHADE

If you do not want to use the sunshade, fold it backwards. (fig. 6)

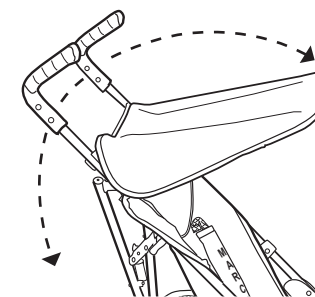


fig. 6

TO CLOSE AND TO OPEN THE SAFETY BELT

The MARCO Alpha has a five-point shoulder harness.

TO OPEN: see fig. 7

TO CLOSE: see fig. 7

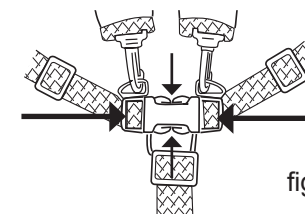


fig. 7

MAINTENANCE

The seat unit is removable and can be washed by hand at 30°C.
The frame should be wiped with a damp cloth and mild soap. Don't use strong detergents, they could damage the plastic parts.
Regularly lubricate the moving parts with silicon oil or silicon spray.

NOTE

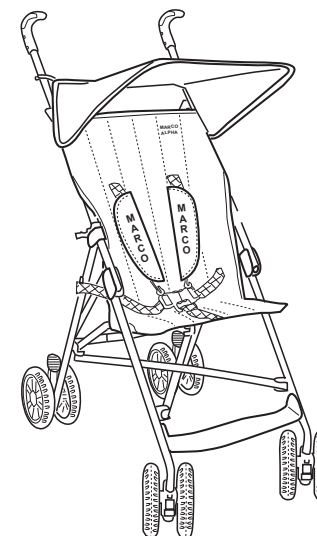
This vehicle is intended for children of at least 6 months, and up to a maximum weight of 15kg.
The vehicle is designed to be used by one child only.
Spare parts or accessories which are not approved by the manufacturer or dealer may not be used.
All parts of the vehicle should be inspected regularly to ensure that they function properly.

WARNINGS

WARNING: This seat is not suitable for children under 6 months.
WARNING: It may be dangerous to leave your child unattended.
WARNING: Ensure that all the locking devices are engaged before use.
WARNING: Any load attached to the handle affects the stability of the pram/pushchair.

USER'S INSTRUCTIONS

We congratulate you on your purchase of the MARCO Alpha.
This pushchair offers optimal performance and value and is very easy to use.



IMPORTANT: Read these instructions carefully before use and keep them for future reference. Your child's safety may be affected if you do not follow these instructions.

MARKETING AND DISTRIBUTION
MARCO HANDELSGESELLSCHAFT M.B.H.
A-5440 GOLLING, AUSTRIA
www.marco4bb.com

© MARCO HANDELSGESELLSCHAFT M.B.H., 2006
A-5440-Golling, Austria